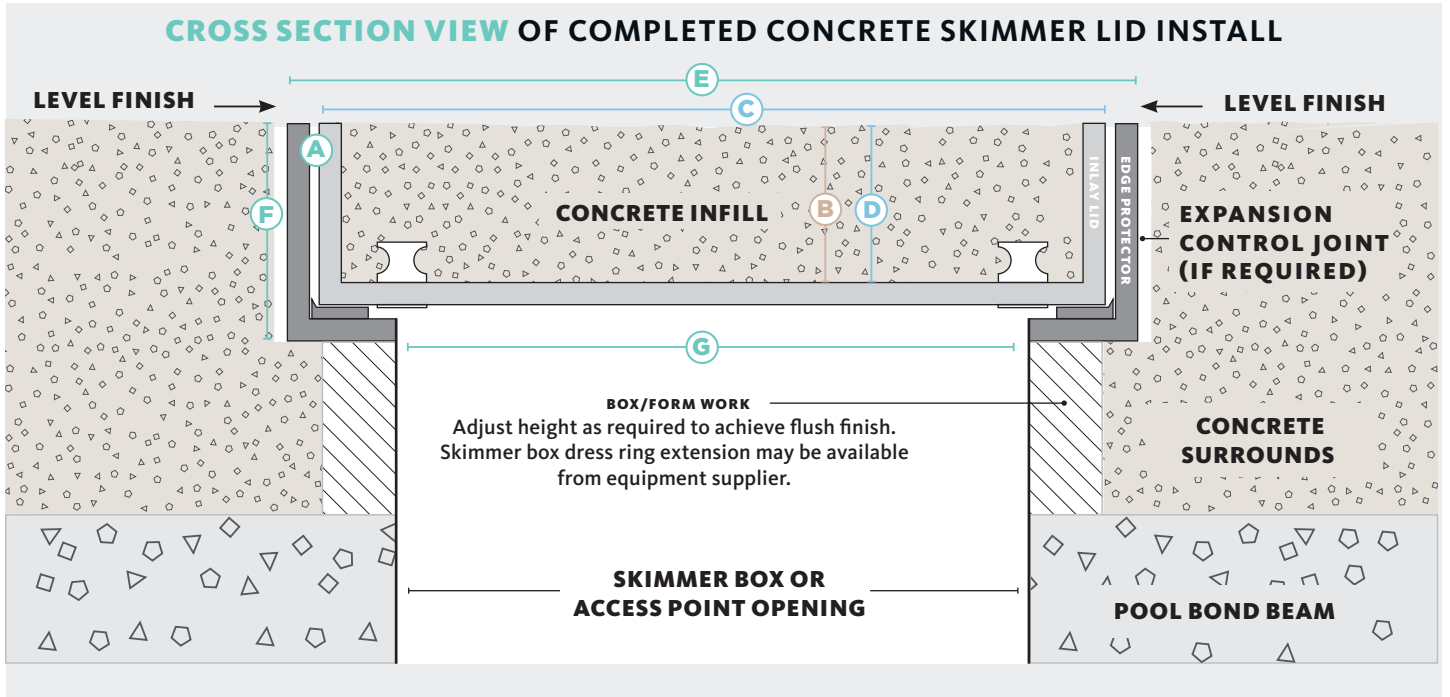




HIDE KIT SERIES

SKIMMER LID AND ACCESS COVERS CONCRETE INFILL



CONCRETE Infill Range (Two Keys and Horizontal Lift)

KIT SIZE mm	HIDE KIT PRODUCT ORDER CODE	CONCRETE THICKNESS mm	INLAY LID		EDGE PROTECTOR FRAME		
			SIZE	INTERNAL DEPTH	SIZE	EXTERNAL DEPTH	UNDERSIDE OPENING

CONCRETE COVER KIT

	A	B	C	D	E	F	G
156	HCON156-40	43	150 sq.	43	156 sq.	53	122 sq.
206	HCON206-40		200 sq.		206 sq.		162 sq.
256	HCON256-40		250 sq.		256 sq.		202 sq.
306	HCON306-40		300 sq.		306 sq.		252 sq.
342	HCON342-40		336 sq.		342 sq.		288 sq.

HIDE products are recommended for use in pedestrian traffic areas only.

Information correct at time of printing, changes may be made without notice. Modifications and updates can be viewed on our website - www.skimmerlids.com.au

Our manufacturing process allows us to custom make sizes to suit most applications. Please call for more information.

OTHER HIDE PRODUCTS INCLUDE




SKIMMER LIDS



ACCESS COVERS



DRAIN COVERS



HIDE CONCRETE COVER KIT INCLUDES

SAFETY KEYS

A 316L marine grade stainless steel tool, to enable the installed HIDE cover to be safely and easily opened and closed.

INLAY LID

A 316L marine grade stainless steel tray which holds the inlay (landscape) materials you've chosen, for example, tile, paver, concrete or decking.

EDGE PROTECTOR

A 316L marine grade stainless steel frame inserted into a recess within the landscaped area. It protects the coping/surrounds from chipping/breakage when the Inlay Cover is opened/closed.

DOCUMENTATION

Documents consist of comprehensive contractor installation instructions, homeowners manual and warranty.

NO ACID / CHEMICAL WASH

ACID and chemical washes will cause discolouration and/or rusting on the stainless steel HIDE components. Acid or chemical contact will void the HIDE warranty.



ELEGANT
FINISH




HIGH
GRADE



EASY
INSTALL



10 YEAR
WARRANTY



POOL
SAFE